







.....	6
.....	8
.....	11
.....	12
.....	14
.....	15
.....	15
.....	16
.....	33
.....	36
.....	43
.....	61
.....	67

.....	74
.....	75
.....	88
.....	94
.....	103
.....	104
.....	107
.....	110
.....	114





	/			



5

2020

1 17

50



500

35



(2016 149)

2025	12	
3630		5209
1391		4042
1.59		





1.

2.

3.

4.

5.



1.

2.

3.



4.

5.

6.


7.





2024 9

17



85

A

A

60%

A

60%

2024

1

50

50%


A


2023

12

2024


1





160%


130%




T 16:00

80%

160%








B

145%

A


A

B




A

150%





04




A

130%

5

130%



A

A

130%

A

130%

2019

130%

A

130%

75


A


75

A

A

A





A


A



5


A

A










APP


A B

A B


5000

A B





	A	B		A
100				
65		A		
	0.9		10%	
	10%			
				25



A


A



A

A

A

A





A


A

C4


R5

A

A




44




2021 9

40

9





A

B


B

C

43


B

C



A






A

330

330



A

2 13

2 14

2 13 15

30

-5250

2 14 8 30

-5580

A

T

T+1

A 2 13 B

330

330 330

330 2 14


$-5250 - 330 = -5580$


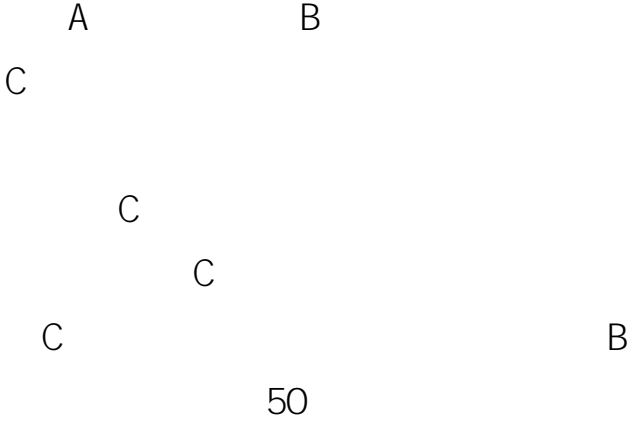

A

A

A

A






A


C

A

C



A




02628.HK

9 3

9 5

5




T+0


T+2
T+2

T

T+0

A






A

20 B 2025 8 26

B

B

100.22



A 2021 9

16 2022 3 17

10 B

20

2025 8 26

B

A

2025

8 11

B

2025

8

26

2025

8 29

2025

8

26

B

2025

8

29

8 29

A

A

A

8 11


8 26


60


A

A

A







A

A

A


B


A

A

B

A







5 22 A
 7 20 2600
 1 1
 1 0.1 260
 78




A
 10 3
 10
 2600 780 2600







1.22


2022 7 5 9:20
A 17









2022 11 1 9:17
A 9:23




9:23










T+1



T+1



15:00



A
APP

2025

1

21

B

C

500

C



C

2025


2

21

24


A

168





2022 9 30
A APP B C 100
7
10 11 1.5
B B



B
2022
9 30 15:00 C A
APP
10 10 9 30

10 11

10 10

B

20

9


9

1 1

7

B

APP



3

T 15:00


T T T+1

15:00

T+1 T+1

T+2

15:00




2021 10 11

2022 9 7

2022 10 11

9





31 2022 9 6

2022

9 16


2022 10 11





	2022	11		
QDII	2023	3	16	
QDII				





C A C B

2



C 8 26 A 7 22

3.6 B

C 2025 6

30


2025 6 30

C

A

A

A



A 7 22

C 8 26

3.6


B

C

2025 6

30

2025 6 30



2024 9

A B

A B

10 9


A

0.78%

B


3.47%

A



A 100 B
2024 6 26 50
B
50

50



A B
100 1.5
A 150 B 2024
6 26 0.5
1 A

$$100 \times 0.5 / = 50$$

A

50

150

100

A

A

=


Đ

$$150 - 50 \quad \text{Đ} \quad 100 \quad = 1 \quad /$$


50

150


100



100



A 20
3000



12

16

A

1.5%

A

3000

20


2023

10


10


7

15:00











A

2020 10 10

A

A





2025 7

A

6


3

1

2

A

10



A

140%

14:05

6

14:17

3

14:20

14:55

1


2


A

A

A


h 0 3





9

4000



1


9

4000


IP MAC

IP MAC

9








X

X

X

X




X


X

512

5424




+



D

D



D

